






























bijlagen bij groep 1 en 2

bijlage 1a – memory (overzicht)



bijlage 1b – memory (silhouet)

U vindt deze bijlage op de site van de Grote Rekendag:

<http://www.rekenweb.nl/groterekendag/2012/materialen>

bijlage 1c – memory (poep)

U vindt deze bijlage op de site van de Grote Rekendag:













<http://www.rekenweb.nl/groterekendag/2012/bijlagen>

bijlage 1d – memory (spoor)

U vindt deze bijlage op de site van de Grote Rekendag:

<http://www.rekenweb.nl/groterekendag/2012/bijlagen>

bijlage 2a – overzicht dominokaarten

	1 
	2 
	3 
	4 
	5 
	6 

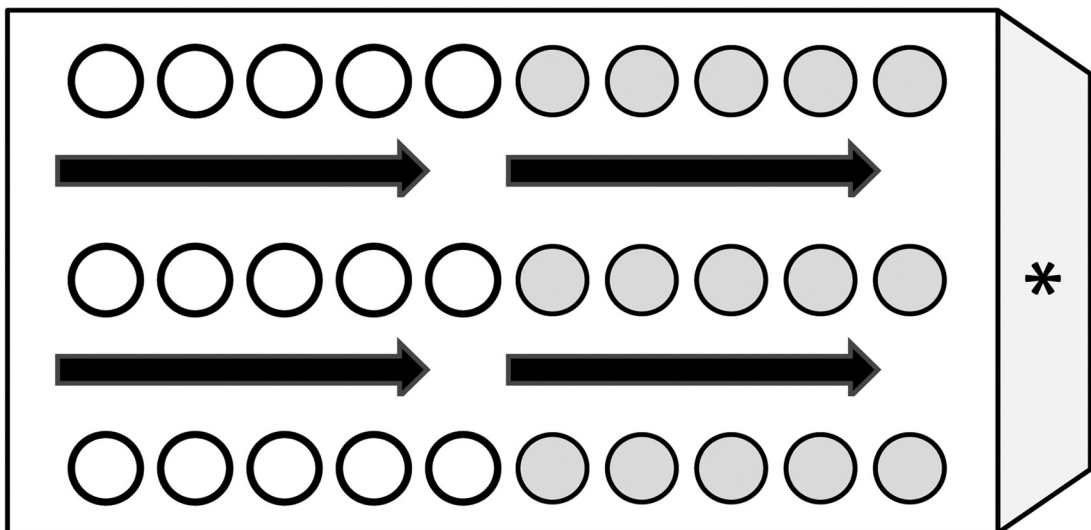
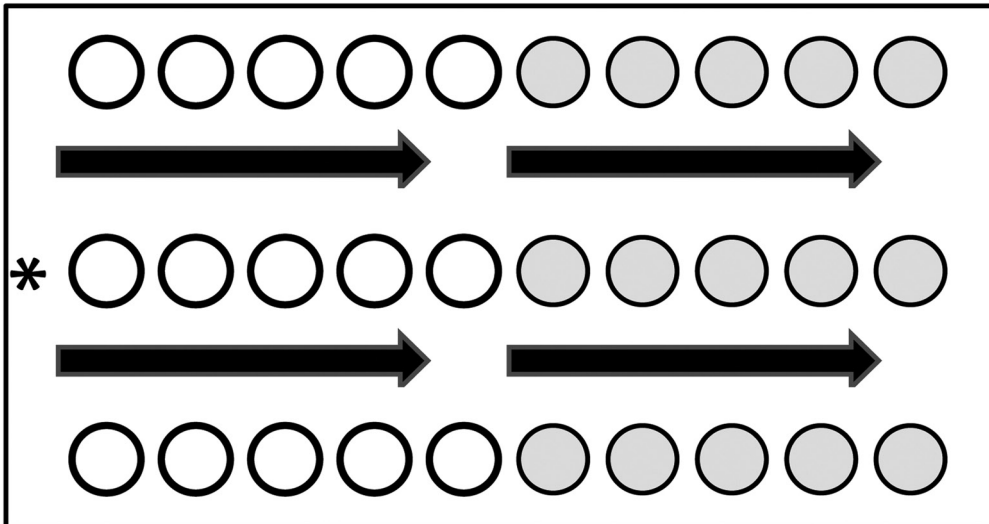
bijlage 2b - dominokaarten

U vindt deze bijlage op de site van de Grote Rekendag:

<http://www.rekenweb.nl/groterekendag/2012/bijlagen>

bijlage 3 – dierenrace



Knip beide delen uit en plak deze aan elkaar tot een racebaan

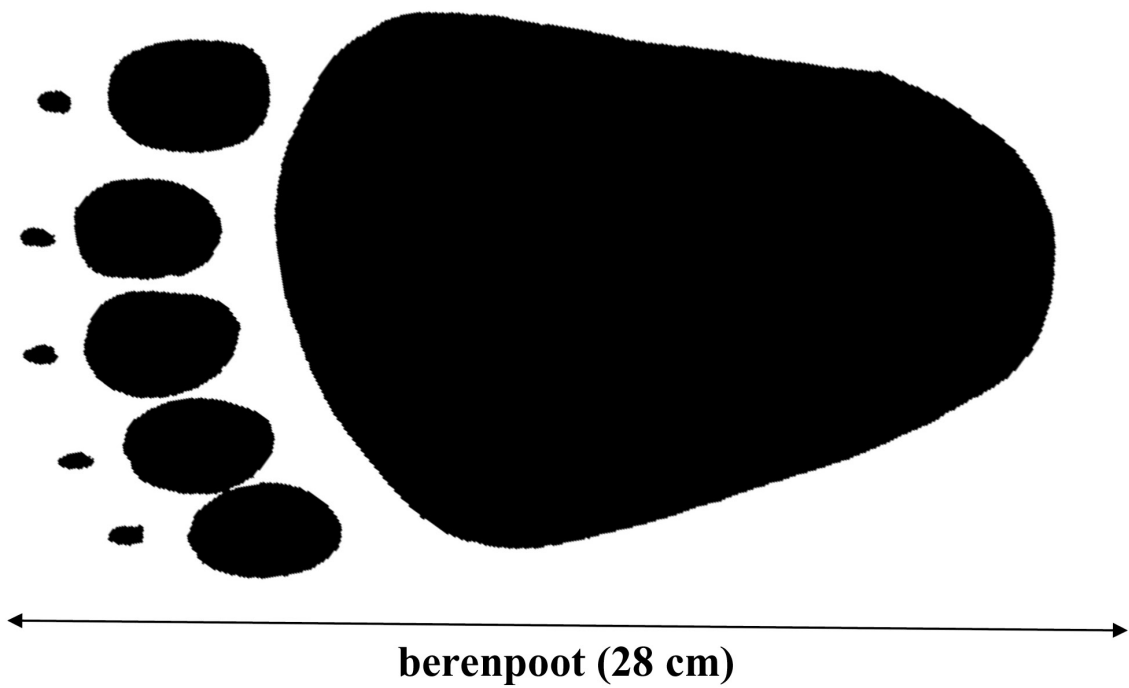



bijlage 4 – mieren



bijlage 5 – poten







olifantenpoot (50 cm)

