

GROEP 1 EN 2

## WERKBLAD 1

## Getalkaarten (in cijfers)

De getalkaarten worden bij verschillende activiteiten gebruikt.













<b>1</b>	<b>2</b>	<b>3</b>
<b>4</b>	<b>5</b>	<b>6</b>
<b>7</b>	<b>8</b>	<b>9</b>
<b>10</b>	<b>11</b>	<b>12</b>
	<b>20</b>	

GROEP 1 EN 2

WERKBLAD 2

Getalkaarten (stippen)

De getalkaarten worden bij verschillende activiteiten gebruikt.

GROEP 1 EN 2

WERKBLAD 3

Getalstroken

Knip de 12 horizontale stroken los.



1	2	3	4	5	6	7	8	9	10	11
1	2	3	4	5	6	7	8	9	10	12
1	2	3	4	5	6	7	8	9	11	12
1	2	3	4	5	6	7	8	10	11	12
1	2	3	4	5	6	7	9	10	11	12
1	2	3	4	5	6	8	9	10	11	12
1	2	3	4	5	7	8	9	10	11	12
1	2	3	4	6	7	8	9	10	11	12
1	2	3	5	6	7	8	9	10	11	12
1	2	4	5	6	7	8	9	10	11	12
1	3	4	5	6	7	8	9	10	11	12
2	3	4	5	6	7	8	9	10	11	12

GROEP 1 EN 2

WERKBLAD 4

Getallen in spiegelbeeld

